


**DC POWER SUPPLY: 120 VAC OR 24 VAC TO 1.5 - 28 VDC**



**PSM24A24DAS**

4.00" & 2.75" Track Mount Isolated Linear DC Power Supply, **24 Vac** to 1.5-28 Vdc, 300 mA Adjustable Output



**PSM19A24DAS**

4.00" & 2.75" Track Mount Isolated Linear DC Power Supply, **120 Vac** to 1.5-28 Vdc, 300 mA Adjustable Output



**SPECIFICATIONS**

**Voltage Input:** 24 Vac (PSM24A24DAS)  
120 Vac (PSM19A24DAS)

**Voltage Output:** 1.5 - 28 Vdc Isolated

**Frequency:** 50/60 Hz

**Overload Protection:** Electrical and Thermal, Auto-Reset

**Operating Temperature:** -30 to 140° F

**Humidity Range:** 5 to 95% (noncondensing)

**Power Status:** LED On = Activated

**Dimensions:** 1.625" x 2.750" x 4.000"

**Track Mount:** 4.000" and 2.750"  
MT212-4 Mounting Track Supplied

**Weight:** 1.10 lbs.

**ON/OFF Switch:** 2 Position

**Approvals:** Class 2 (UL Approved UL5085-3), UL916, C-UL, CE, RoHS

**Output Current Ratings:**  
116 mA @ 10 Vdc  
125 mA @ 12 Vdc  
300 mA @ 24 Vdc

**Input Current Rating:**  
950 mA Maximum (PSM24A24DAS)  
150 mA Maximum (PSM19A24DAS)

**Percent Ripple:**  
0.0016%, 24 Vdc @ 300 mA

**Regulation:**  
Load: 0.04% No Load to Full Load  
Line: 0.0080 mV/V (PSM24A24DAS)  
Line: 0.6250 mV/V (PSM19A24DAS)