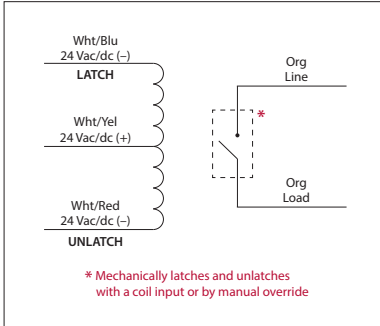


LATCHING RELAYS


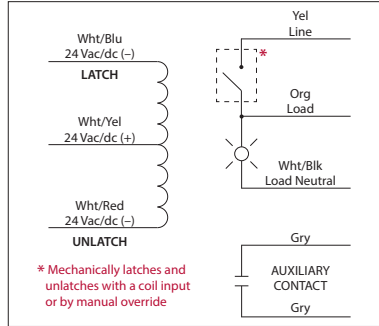
RIBL24SB

Enclosed Mechanically Latching Relay 20 Amp SPST + Override with 24 Vac/dc Coil



RIBL24SBM

Enclosed Mechanically Latching Relay 20 Amp SPST + Override with 24 Vac/dc Coil, Status LED and Auxiliary Output



RELAYS

SPECIFICATIONS

Relays & Contact Type: One (1) SPST Latching Relay Dual Coil
Expected Relay Life: 1 million cycles minimum mechanical
Operating Temperature: -30 to 140° F
Humidity Range: 5 to 95% (noncondensing)
Operate Time: 50ms
Maximum Pulse Length: 30 seconds
Relay Status / Auxiliary
Contact Closed: LED On = Voltage Detected on Load Wire (RIBL24SBM)
Dimensions: 1.70" x 2.80" x 1.50" with .50" NPT Nipple (RIBL24SB)
 2.30" x 3.20" x 1.80" with .50" NPT Nipple (RIBL24SBM)
Wires: 16", 600V Rated
Approvals: UL Listed, UL60947, C-UL, CE, RoHS
Housing Rating: UL Accepted for Use in Plenum, NEMA 1
Gold Flash: No
Override Switch: Yes

Contact Ratings:
 20 Amp Resistive @ 120-277 Vac
 20 Amp Ballast @ 120-277 Vac
 16 Amp Electronic Ballast @ 120-277 Vac
 5540 Watt Tungsten @ 277 Vac
 720 VA Pilot Duty @ 120-277 Vac
 2 HP @ 277 Vac
 3 HP @ 240 Vac
 1.5 HP @ 120 Vac

Coil Current:
 175 mA @ 20 Vac
 210 mA @ 24 Vac
 92 mA @ 20 Vdc
 110 mA @ 24 Vdc
 138 mA @ 30 Vdc
Latch / Unlatch:
 Min. 20 Vdc / 22 Vac
Auxiliary Contact:
 3 Amp @ 30 Vac/dc max.

Notes:
 • Application of voltage on latch coil (Wht/Blu & Wht/Yel) will close the contact.
 • Application of voltage on unlatch coil (Wht/Red & Wht/Yel) will open the contact.
 • Auxiliary contact and status LED activate when 120-277 Vac is applied between Load (Org) wire and Load Neutral (Wht/Blk) wire. (RIBL24SBM)