


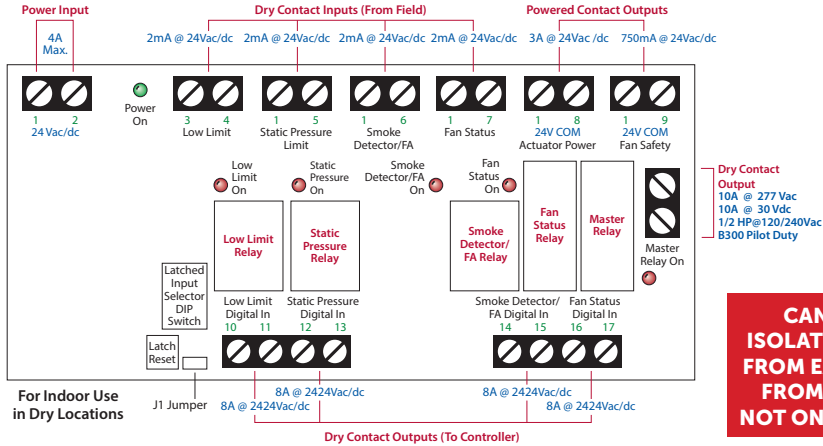
FAN SAFETY ALARM CIRCUITS

RIBMNLB


2.75" Track Mount AHU Fan Safety Alarm Circuit, 24 Vac Power Input

RIBLB

Enclosed AHU Fan Safety Alarm Circuit, 24 Vac Power Input



RELAYS



CAN BE USED TO ISOLATE FIELD DEVICES FROM EACH OTHER AND FROM CONTROLLER, NOT ONLY FAN CIRCUITS

CODE VER. 1.0

SPECIFICATIONS

- Expected Relay Life:** 10 million cycles minimum mechanical
- Operating Temperature:** -30 to 140° F
- Humidity Range:** 5 to 95% (noncondensing)
- Operate Time:** 250ms
- Power Input:** 4 Amp @ 24 Vac/dc; 50-60 Hz
- Alarm Status:** LED On = Activated
- Dimensions:** 6.000" x 2.750" x 1.200" (RIBMNLB) 4.28" x 7.00" x 2.00" with .75" NPT Nipple (RIBLB)
- Track Mount:** MT212-6 Mounting Track Provided
- Approvals:** UL Listed, UL864, C-UL, CE, RoHS
- Housing Rating:** UL Listed, NEMA 1, C-UL, CE Approved
- Gold Flash:** No
- Override Switch:** No

Notes:

- RIBMNLB and RIBLB have four Alarm Inputs and one Master Alarm.

A master relay will open if any one of the normally-closed (N/C) inputs open. LED status of all outputs and the master relay is provided. The RIBMNLB is provided with mounting track for mounting in user-provided electrical enclosures. The RIBLB is enclosed in a NEMA 1, 4" x 7" enclosure with a clear lid to allow viewing of the status LEDs. The master relay has two general-purpose outputs: one 24 V output terminal and one dry contact output rated up to 10 Amp @ 277 Vac. Fan status contact controls actuator power. The most common application is an Air Handling Unit (AHU) fan-safety-shutdown where the master relay is used to shutdown the fan. Contact closure outputs are provided so that a DDC controller can determine the cause of a shutdown.

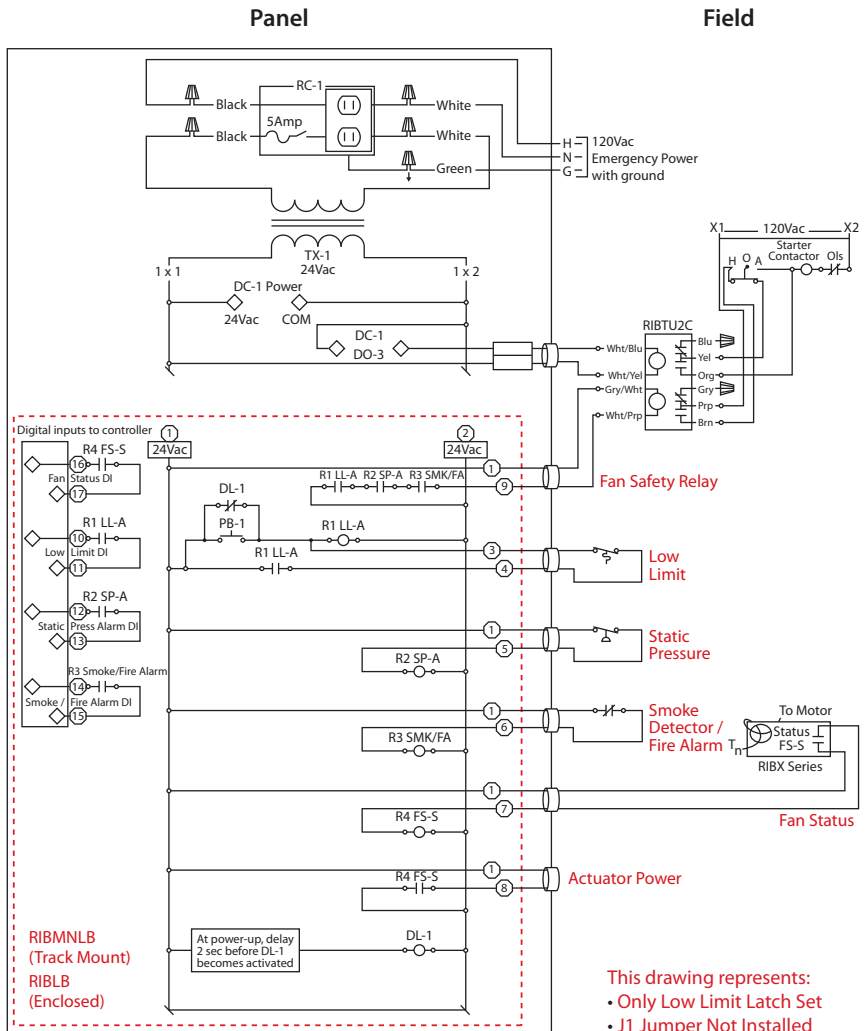
Model RIBMNLB combines all the relay logic to facilitate fan status, fan safety control, and damper actuator control. It is intended for use in a circuit that will control fan start/stop and fan safety shut-down circuit monitors three critical inputs:

- Low-limit freeze protection (to stop fan and remove power from damper actuator)
- Static pressure (to monitor for hi/low pressure condition)
- Smoke detector / fire alarm

Master relay opens to shut down AHU when any Normally Closed input opens.

Integral DIP switch allows any input to be latched. Input can be reset with push button or by cycling unit power.

Installing J1 jumper allows Fan Status input to control Master Relay, like the other 3 inputs.



This drawing represents:
 • Only Low Limit Latch Set
 • J1 Jumper Not Installed