

Application

Ideal for use where Lead-Free* valves are required. Designed for installation on indoor and outdoor point of use applications to protect against backsiphonage of contaminated water into the water supply. During start-up and operation a separate diaphragm seals the air inlet from the water supply preventing spillage. The assembly is designed for use under constant pressure and provides protection where a potential health hazard exists.



Standards Compliance

- ASSE® Listed 1056
- IAPMO® Listed
- CSA® Certified
- Approved by the Foundation for Cross Connection Control and Hydraulic Research at the University of Southern California
- Meets the requirements of NSF/ANSI 61*
*(0.25% MAX. WEIGHTED AVERAGE LEAD CONTENT)

Materials

Main valve body	Low Lead Cast Bronze ASTM B 584
Elastomers	Silicone (FDA Approved) Buna Nitrile
Polymers	Polypropylene (FDA Approved) Delrin™
Springs	Stainless Steel, 300 Series

Features

Sizes: 3/8", 1/2", 3/4", 1"

Maximum working water pressure	150 PSI
Maximum working water temperature	180°F
Hydrostatic test pressure	300 PSI
Threaded connections	ANSI B1.20.1

Replaceable thermoplastic modular cartridge
Spill resistant feature for indoor use

Dimensions & Weights (do not include pkg.)

MODEL SIZE		DIMENSIONS (approximate)						WEIGHT	
		A		B		C			
in.	mm	in.	mm	in.	mm	in.	mm	lbs.	kg
3/8	9	5 5/16	135	3 1/8	79	3 3/8	86	2.0	0.91
1/2	15	5 11/16	144	3 3/8	86	3 3/4	95	2.1	0.95
3/4	20	7 1/2	190	4 1/4	108	4 1/2	114	3.8	1.72
1	25	7 15/16	200	5	127	5	127	5.0	2.27

Options

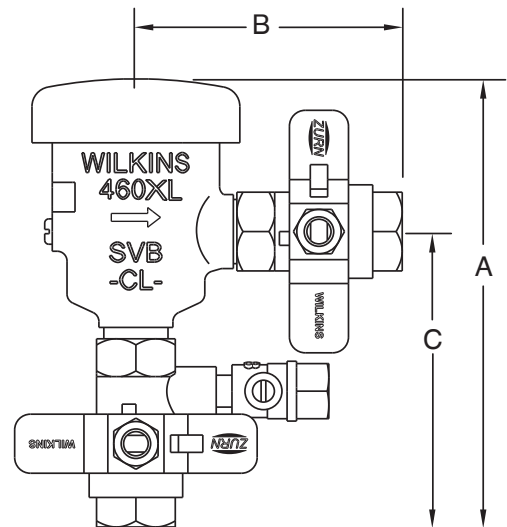
(Suffixes can be combined)

- with full port QT ball valves (standard)
- PF - with Z-Bite™ push fit connections*(1/2"-1" only)
- PR - with Z-Press™ press fit connections*(1/2"-1" only)

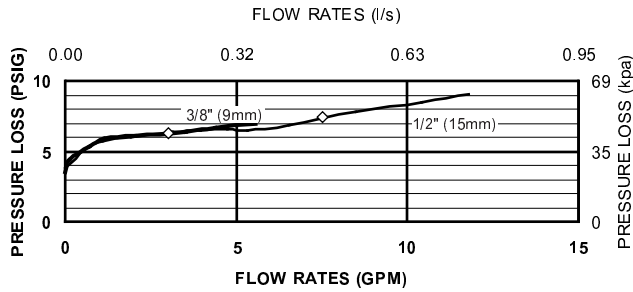
*Fittings ship in box with valve and must be threaded into valve by hand on site.

Accessories

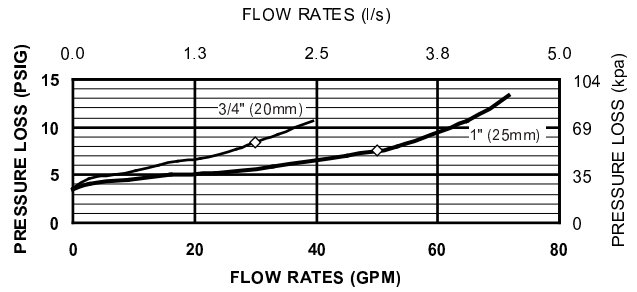
- Repair kit (complete)
- Repair kit (rubber only)
- Water hammer arrester (Model 1250XL)
- QT-SET Quick Test Fitting Set



MODEL 460XL 3/8" & 1/2" (STANDARD & METRIC)



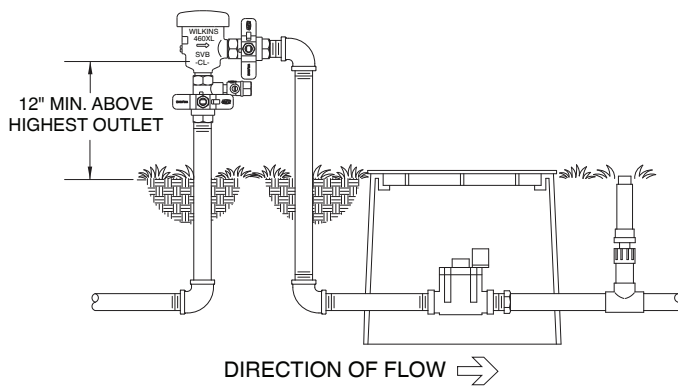
MODEL 460XL 3/4" & 1" (STANDARD & METRIC)



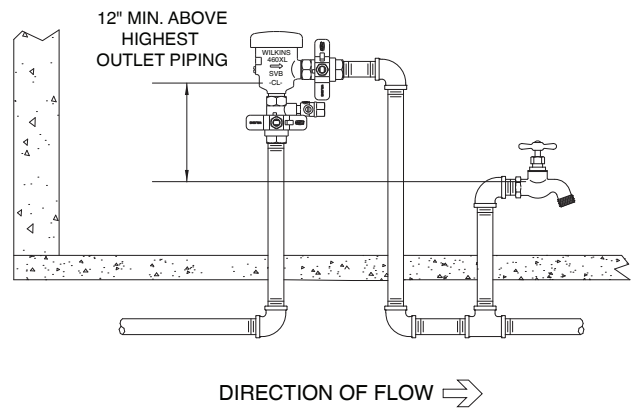
Typical Installation

Local codes shall govern installation requirements. Unless otherwise specified, the assembly shall be installed in accordance with the manufacturers' instructions and the latest version of the Uniform Plumbing Code. The critical level mark on the assembly shall be mounted at a minimum of 12" (305mm) above the highest downstream piping or outlet. Install with sufficient side clearance for testing and maintenance. The installation shall insure that no part of the assembly can be submerged. A spill-resistant pressure vacuum breaker cannot be installed where back-pressure could occur.

Capacity thru Schedule 40 Pipe				
Pipe size	5 ft/sec	7.5 ft/sec	10ft/sec	15ft/sec
1/8"	1	1	2	3
1/4"	2	2	3	5
3/8"	3	4	6	9
1/2"	5	7	9	14
3/4"	8	12	17	25
1"	13	20	27	40
1 1/4"	23	35	47	70
1 1/2"	32	48	63	95
2"	52	78	105	167



OUTDOOR INSTALLATION



INDOOR INSTALLATION

Specifications

The Spill-Resistant Pressure Vacuum Breaker shall be certified to NSF/ANSI 61, shall be ASSE® 1056 Listed, and supplied with full port ball valves. The assembly shall utilize a low lead bronze (ASTM B 584) main body and an integrated modular check and float assembly made from thermoplastics. Springs shall be stainless steel. The valve shall incorporate a diaphragm to separate the air inlet from the potable water supply preventing spillage. The Spill-Resistant Pressure Vacuum Breaker shall be a ZURN Wilkins Model 460XL.